



Impact Feedback

External Calendar Integration

10/19/2021

Overview

The calendar integration feature allows provider users to sync booked classes and appointments in Impact Feedback to an external calendar of their choice, in Google Calendar or Outlook (O365, Outlook.com).

MANAGE

Classes

MONTH

WEEK

DAY

October 2021

TODAY

←

→

2

MORE FILTERS

↺

☁

+

Providers

Patrick Rogers

×

Class Types

All Class Types

▼

Presence

Any

▼

Booked Status

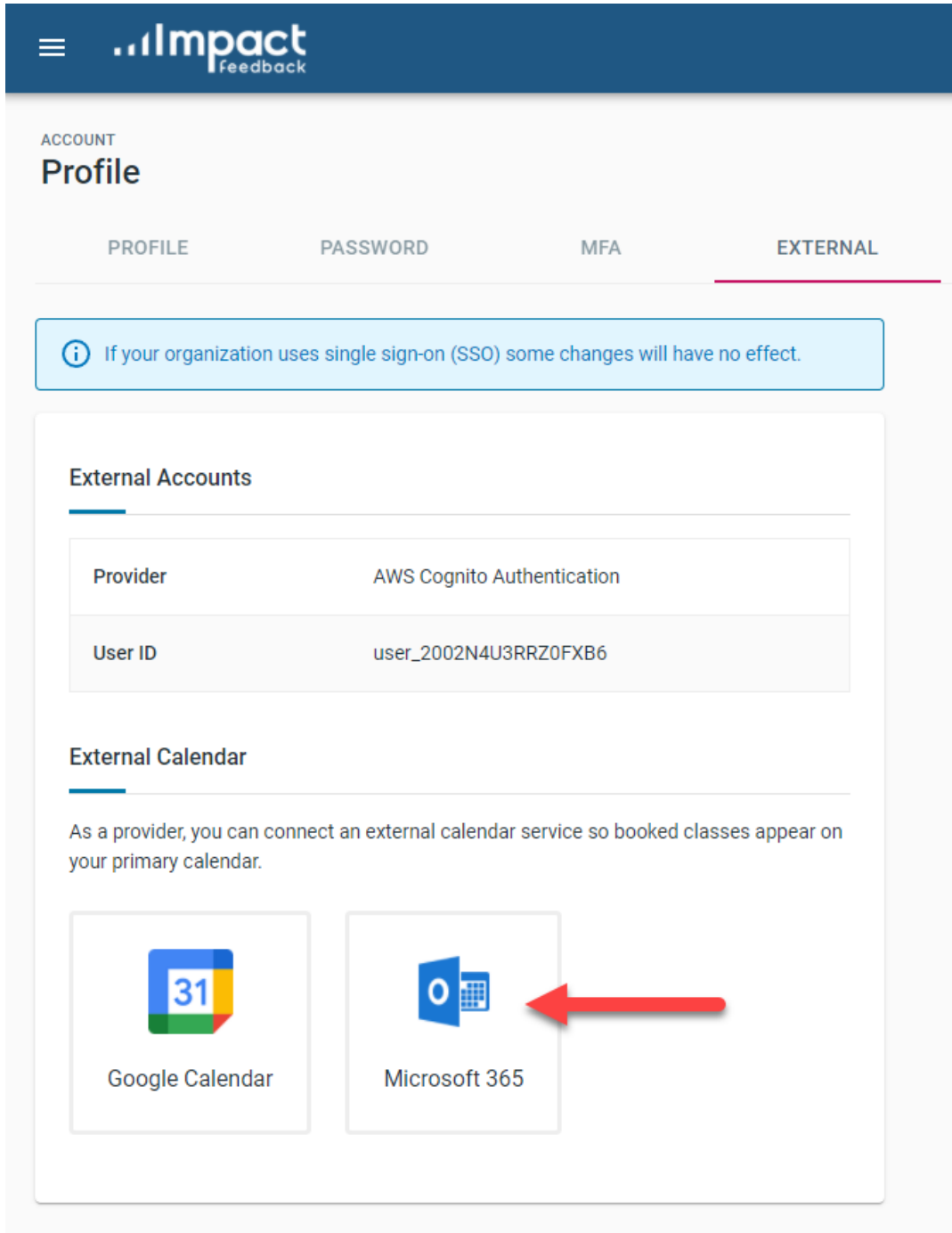
Any

▼

Sun	Mon	Tue	Wed	Thu	Fri	Sat
26	27	28	29	30	01	02
03	04	05	06	07	08	09
10	11	12	13	14	15	16
	9:30am Superfluous Cla...					
17	18	19	20	21	22	23
				2pm BASICS Session 1 3pm BASICS Session 2		
24	25	26	27	28	29	30
31	01	02	03	04	05	06

Connecting the Integration (Provider User)

Users can enable the integration by completing a one-time OAuth2 authorization grant. This gives Impact Feedback read and write access to the target calendar using tokens returned from the grant, by the provider of their choice.



The screenshot shows the 'ACCOUNT Profile' page in the Impact Feedback interface. The 'EXTERNAL' tab is selected. A blue information box states: 'If your organization uses single sign-on (SSO) some changes will have no effect.' Below this, the 'External Accounts' section shows a table with one entry: 'AWS Cognito Authentication' with 'User ID' 'user_2002N4U3RRZ0FXB6'. The 'External Calendar' section explains that providers can connect an external calendar service. It features two options: 'Google Calendar' and 'Microsoft 365'. A red arrow points to the 'Microsoft 365' option, indicating it is the selected or recommended choice for integration.

ACCOUNT Profile


PROFILE PASSWORD MFA **EXTERNAL**

External Accounts


Provider	AWS Cognito Authentication
User ID	user_2002N4U3RRZ0FXB6

External Calendar

As a provider, you can connect an external calendar service so booked classes appear on your primary calendar.



Google Calendar



Microsoft 365



it@firstlightweb.com



Let this app access your info?

First Light Web Services LLC

Impact Feedback needs your permission to:



Read your profile

Impact Feedback will be able to read your profile.



Have full access to your calendars

Impact Feedback will be able to read, update, create and delete events in your calendars.




Maintain access to data you have given Impact Feedback access to

Allows Impact Feedback to see and update the data you gave it access to, even when you are not currently using the app. This does not give Impact Feedback any additional permissions.

Accepting these permissions means that you allow this app to use your data as specified in their [terms of service](#) and [privacy statement](#). You can change these permissions at <https://microsoft.com/consent>. [Show details](#)

No


Yes



ACCOUNT

Profile

PROFILEPASSWORDMFAXTERNAL


 If your organization uses single sign-on (SSO) some changes will have no effect.

External Accounts

Provider	AWS Cognito Authentication
User ID	user_2002N4U3RRZ0FXB6

External Calendar

As a provider, your booked classes will appear on your primary calendar for connected account below.

Provider	Microsoft
Connected	 a few seconds ago
Email	it@firstlightweb.com

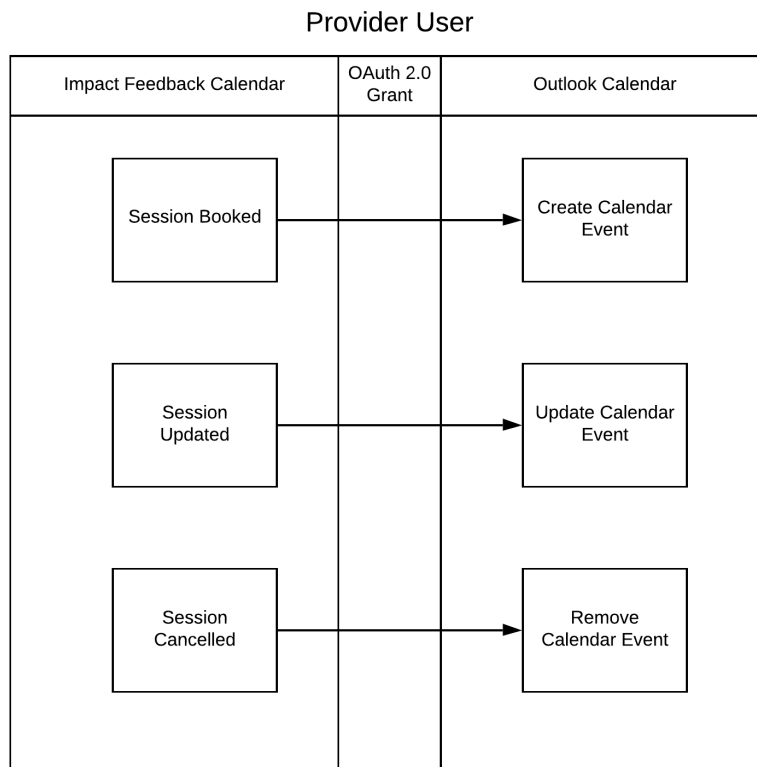
DISCONNECT

After users successfully authorize Impact Feedback to access calendars on their behalf, connected account details are displayed with the option to disconnect and disable the integration at any time.

Integration Operation

In the background, Impact Feedback will modify the provider's connected calendar when any of the following events occur:

- A class is booked by adding a student to the roster (**create calendar event**).
- Booked class properties are changed, such as the date, time or location (**update calendar event**).
- A class is cancelled or unbooked by removing all students from the roster (**delete calendar event**).



Integration Details - Outlook

Scopes Required

The table below lists permissions required by the integration.

API / Permissions name	Type	Description
▼ Microsoft Graph (2)		
Calendars.ReadWrite	Delegated	Have full access to user calendars
User.Read	Delegated	Sign in and read user profile

Granting Access to Impact Feedback

For Azure AD tenants that impose security restrictions on which applications their users may grant access to, administrators will need to approve Impact Feedback as an authorized application.

Because Impact Feedback is not listed in the public apps directory, this can be performed directly by using the [tenant-wide admin consent URL](#), populated with your Tenant ID and the Impact Feedback Application ID.

```
https://login.microsoftonline.com/{tenant-id}/adminconsent?client_id={client-id}
```

Where:

- {tenant-id} is your organization's tenant ID or any verified domain name
- {client-id} is the **Impact Feedback Application ID**
e0ff52c9-ee74-4fff-b7be-4fcd46d168f7

For example, with a tenant ID of 123456 the consent URL would be:

```
https://login.microsoftonline.com/123456/adminconsent?client_id=e0ff52c9-ee74-4fff-b7be-4fcd46d168f7
```

Contact

Please contact Patrick Rogers (it@firstlightweb.com) or Alessandra Hughes (alessandra@firstlightweb.com) with any questions regarding the calendar integration.